

**FAST Food Plots**

**2023  
PRODUCT  
CATALOG**



# TABLE OF CONTENTS

<b>Hunting Blinds and Treestands</b>	<b>3</b>
Shadow Hunter Blinds	4
Shadow Hunter Blind Accessories	6
Ghost Blinds	7
Trophy Treestands	8
Millennium Treestands	9
<b>Herd Management</b>	<b>10</b>
Mineral & Supplemental Feed	11
Deer Feeders	12
<b>Food Plot Seed</b>	<b>13</b>
Real World Wildlife Products	14
Anilogics Products	17
Genesis Wildlife Seed	20
Cal Turf Pro Lime	21
<b>Herbicides</b>	<b>23</b>
<b>Fertilizers</b>	<b>24</b>
Deer Gro Products	25
<b>Food Plot Tools</b>	<b>27</b>
<b>Fission E-Bikes</b>	<b>29</b>
<b>Trail Cameras</b>	<b>30</b>
Spartan Cellular Cameras	31
Cuddeback Cameras	32
Cuddeback Accessories	33
<b>Services</b>	<b>34</b>

Thank you for checking out the 2023 Fast Food Plots Product Catalog! I hope you find everything you are looking for to improve your hunting land and experiences. This catalog was created as an easy way to see the growing list of products we carry. For 2023 we've added several new products! It's also a way to easily share with other hunters and outdoorsman in the area. If you're looking for something and not seeing it in here, let us know! Chances are we can get it for you.

Bringing some of the industries leading brands to NEPA and meeting many new hunters along the way has been a great pleasure. I have personally used all of these products and am constantly looking for new products to add to the ever growing list of items.

If you are new to food plotting and have questions about any of the products listed, please don't hesitate to contact me.





# BLINDS AND TREE STANDS



# SHADOW HUNTER

PROFESSIONAL GRADE HUNTING BLINDS

Delivery and setup available!



## Marksman 6x8 Combo Blind

Our largest octagon hunting blind is optimized for all types of hunting, and with an additional 12 square feet over the MM660CB1, this blind has plenty of room for your hunting buddies and all your gear. Ten windows and the additional elbow room make the MM680C1 the perfect blind for filming your hunts and covering multiple directions with more than one hunter. Features enhanced 2"x 8" structural floor support beams for added strength. This blind comes standard with 5 shooting rests on the side and rear walls.



## Marksman 6x6 Combo Blind

The multi-person Marksman 6x6 octagon hunting blind is not only one of our largest blinds but one of the ultimate blinds in the Shadow Hunter collection. Featuring an 8-sided octagon-shaped design, this blind boasts 360° sight and shooting range. FOUR over-sized 34" x 10" Shadow Hunter Silent Gun/Cross Bow Windows with shooting rails paired with FOUR 8" x 24.5" vertical corner windows optimize this multi-hunter blind for all types of hunting – gun, archery & cross-bow. Blind is also equipped with weapons holder. Upgrade options available.



## Marksman 5x6 Combo Blind

This one or two-person blind is optimized for all types of hunting. The Marksman 5x6 octagon hunting blind with its 8-sided octagon-shaped design that features 360° sight and shooting range is one of Shadow Hunters most versatile blinds. FOUR over-sized 24.5" x 14" main windows and FOUR 8" x 24.5" vertical corner windows optimize. Blind is also equipped with a weapon holder. Upgrade options available.



## Marksman 4x6 Combo Blind

Marksman Series blinds feature fully insulated and structurally engineered aluminum exterior walls, wall-to-wall carpeting, peaked roofs, large entry doors, rodent-proof flooring, interior shelving, upper and lower ventilation, and our advanced Shadow Hunter Silent Window System with patented Speed Cinch®.

The Marksman 4x6 blind fits into the bed of a standard full-size pickup. It is designed for all-season hunting with six horizontal shooting windows, two on each side and one on each end.



Thanks to ShadowTech™ design – rust proof aluminum exterior, multi-layer construction, structurally insulated panels – our blinds are lighter weight, more durable and longer lasting than inferior fiberglass or laminated plastic blinds and ensure you're hunting in absolute comfort!


## Designed for function



**Hunt Longer!**

**Shadow Hunter® blinds are built for comfort and designed for function, all so you can *Hunt Longer* and have a better experience**

## Built for comfort



A Shadow Hunter® Blind features premium aluminum siding and a multi-layer structure that's well-insulated, all to provide you with a comfortable hunt.

### Featuring ShadowTech Construction Grade Aluminum Siding

- Multi-layer construction for a blind that's lighter weight, more durable and longer lasting vs. blinds made of inferior/heavier fiberglass or laminated plastic

### Exclusive Shadow Hunter® Silent Window™ System

Quiet adjustable windows

*"Shadow Hunter blinds enable me to consistently place myself within effective arrow range of savvy whitetails. Best of all, I can do it while sitting within the comforts of a roomy and quiet blind."*

– Tom Nelson  
American Archer




6714 Pointe Inverness Way, Suite 200, Fort Wayne, Indiana 46804 - 7935

© 2019 Summit Outdoors, LLC

## Shadow Hunter® Silent Window™ System offers one-handed adjustment up and down and to any degree of open.

A hunting blind is only as good as it's shooting window system. That's why we designed the ultra-quiet, easy-to-use Shadow Hunter® Silent Window™ System.

- One-handed operation
- Absolutely quiet opening/closing
- Adjusts to any degree of open
- Does not open 'out' for game to see
- Drawcord locks into place with one hand thanks to revolutionary SlotLock™ system
- Oversized for optimal field of view, maximizes shooting opportunity



# Shadow Hunter Accessories



## Adjustable Ladder Platform

Adjustable Ladder/Platform kit is designed to bolt up to any elevated platform made of dimensional lumber or Shadow Hunter blind. The kit is adjustable from 5 to 10 feet and is constructed of rugged powder coated steel oval tubing for extreme integrity and durability. Installation hardware is included.



## Elevator Brackets (Set of 4)

The Original 4x4 Elevator Brackets for Deer Blinds, Playhouses, Swing Sets, Tree Houses. Made in the USA with Premium Construction Grade Steel.

Elevators feature an 8° angle that is scientifically proven to be the optimum angle for vertical load and preventing side-to-side sway.



## Anchor Brackets (Set of 4)

Easily secure your elevated blind with SH Anchor brackets. Simply attach to each leg and drive rebar through the angled slot, then tighten bolts to secure rebar.



## Deluxe Hunting Chair

Total comfort seating while hunting inside a blind. The GelCore Mesh chair includes GelCore Technology, which allows the chair cushion to become more comfortable the longer you sit by eliminating pressure points for ALL DAY comfort. GelCore helps with temperature regulation — keeping warm in low temperatures and cool in high temperatures. The GelCore Mesh chair relies on threaded height adjustment. Unlike hydraulic height adjusted, the threaded adjustment will not be affected by extreme temperatures.



# GhostBlind



**GhostBlind Predator 46"**

*Recommended: traditional archery,  
crossbow & rifle*



**GhostBlind Predator Extenders**



**GhostBlind Predator Carry Pack**



**GhostBlind Predator Chair**



**GhostBlind Phantom 35"**

*Recommended: crossbow and rifle*



**GhostBlind Phantom Extenders**



**GhostBlind Phantom Carry Pack**



**GhostBlind Phantom Chair**



## Explorer LT

Comfortable, quiet and easy to set-up, Millennium's M25 is built for hunters who need a stand that is easy to pack in yet comfortable enough for an all-day hunt. The M25 folds flat for backpacking (the straps are included) for those long treks. The patented ComfortMAX seat and integrated footrest give the hunter the ergonomic support necessary to hunt dawn to dark. And when the moment of truth arrives, the seat folds up and out of the way for stand-up shots.



## 20' Climbing Sticks

20ft Stick Climber  
Dual top step for added security  
7ft cam buckle for extra large trees

## Longview 15' Tripod Stand

Free Standing Tower

**SPECIFICATIONS:**

**Stand Height:** 15'

**Platform:** 42"W x 42"D

**Seat Size:** 18"W x 14"D

**Weight Capacity:** 300 lbs



## Strike Eagle

**SPECIFICATIONS:**

**Stand Height:** 18 Feet

**Ladder Sections:** 3

**Platform Size:** 17" W x 28" D

**Construction:** Steel

**Seat Size:** 17" W x 15" D

**Backrest:** 14" High

**Weight Capacity:** 300 lbs

**Flip-up Seat**

**Adjustable Padded**

**Shooting Rail & Padded**

**Armrests**

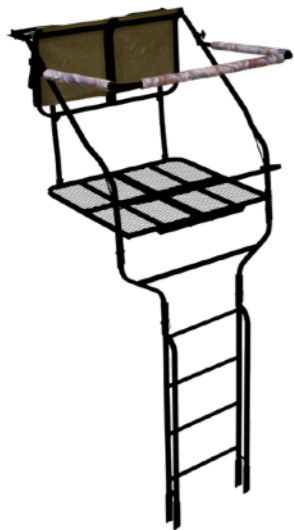
**JAW SAFETY SYSTEM**







# MILLENNIUM TREESTANDS



## L220 18ft Double Ladder Stand

- Material STEEL
- Capacity 500 lbs.
- Weight 103 lbs.
- Platform W 40" D 32"
- Seat Size W 40" D 17"
- Seat Height 17"
- Model #: L-220-SL



## Bowlight 16' Single Ladder Stand

- 16' Single Ladder
- Material Powder Coated Steel
- Capacity 300 lbs.
- Weight 90.48 LBS.
- Model # L-105-SL
- 



## 20' Double Step ladder Sticks

Constructed with steel, the M240 Hang-On Climbing Sticks boast several specific design features that add sturdiness and support, including a stackable single tube design with double-sided angle steps. A double loop connection straps with an easily pull cam buckle provides another smart safety feature. Available in a helpful 4-pack set, the 2018 Millennium M240 Hang-On Climbing Sticks are the perfect tool for high achieving hunters.

# HERD MANAGEMENT





## Maximizer Deer Mineral 40lb bag

Real World's Maximizer Deer Mineral was developed after more than 20 years of extensive research with both captive whitetails as well as wild deer. Unlike other salt-dominated products which offer very little nutritional benefit to deer, Maximizer Mineral for Deer is specifically formulated with over 20 micro and macro-nutrients; many in precise proportion to each other. Available in 20 and 40lb. bags.



## Trophy Rock 20lb bag

Placing Trophy Rock in staging areas or near bedding areas usually works best. We recommend placing Trophy Rock on a stump or another flat rock keeping it up off the ground. It will last much longer in the field if you avoid mud puddles. We have also found deer to be much more relaxed at mineral sites when Trophy Rock is elevated so they can lick on it in less of a defensive posture.



## Ani-Supplement Gold 20lb Bag 20lb Bag.] ..... \$19.99



When it comes to year-round whitetail nutrition, build a better deer with Ani-Supplement Gold®! This complete deer feed is scientifically formulated with the highest quality ingredients. We start off with a grain-base and add in extras that take deer feed to the next level!

Balanced proteins, energy content, and Ani-Shield TX4® Technology provide the building blocks for growth and health, and are designed to work specifically with the natural diet of white-tailed deer, with the necessary minerals and vitamins for peak performance. Ani-Shield TX4® is a deer "power pack" that includes: chelated minerals, vitamins, probiotics, and essential oils critical for peak performance. Mold inhibitors keep feed fresher longer and promote higher digestibility. Ani-Supplement Gold® offers nutrition, plus amazing attraction!



## Supreme ATTRAX 40lb. Bag

SWI Supreme Attrax is a premium roasted attractant blend that consists of 14% Protein in Soybeans, Peanuts and Corn. We added an apple flavored mold inhibitor to extend the time the product can withstand moisture. We have a high fat content in this mixture to give the energy needed. The smell of the roasted peanuts and soybeans are irresistible to deer. You will not be disappointed with the performance of this product.



## Supreme Protein Feed 50lb. Bag

SWI Supreme is designed and formulated by a whitetail nutritionist to mimic the best possible diet of a wild whitetail, offering a balanced diet of vitamin and minerals. Protein: We Utilize 14% protein. The main reason for this amount is that mature deer can only process around 13% protein through digestion and the rest is waste. SWI Supreme provides the energy that is needed to add body weight and antler mass; which yields much larger gains.





### 300lb Protein Feeder

- Low Profile - Easy to fill!
- Designed to minimize antler contact
- Powder-Coated 55 gallon barrel
- Heavy-duty Legs with foot pads and 24" Stabilizing Stakes
- Three feed ports with rain guards keeps feed dry and fresh
- Portable - Easy to Move!
- Patented feeder inserts keep feed flowing
- Feed height 36"
- Heavy-duty galvanized lid
- Special food-grade enamel coating inside barrel
- Capacity: 300 lbs. Corn, 250 lbs. of Protein.



### FEEDBANK 300 GRAVITY DEER FEEDER

- The Feed Bank is a gravity-fed deer feeder designed to elevate with a single center post. This eliminates any obstruction for bucks to access the feed unlike standard tripod feeders. This standout design results in the most economical, high-quality deer feeder on the market.

**Features:**

- Design allows for 300 lbs of feed.
- Mounts on one 8-foot 4x4 (not included) set 3-feet into the ground.
- Single post won't interfere with or damage antler growth.
- Large, watertight cover makes filling easy and keeps feed fresh.
- Feed ports stand at an optimal height of 42-inches.



### FFEEDBANK 600 GRAVITY DEER FEEDER

The Feed Bank 600 is big – holding up to 600 pounds of feed – and mobile. The single post design of this gravity-fed deer feeder allows big bucks to feed unhampered and unharmed by multiple legs getting in the way. It also permits you to set up multiple deer feeding sites by installing 6x6 posts around your property for easy location changes.

**Features:**

- Mounts on a single 6x6-post (not included).
- Single post won't interfere with or damage antler growth.
- Large, watertight cover makes filling easy, keeps feed fresh.
- Feed ports stand at an optimal height of 42-inches.



# FOOD PLOT SUPPLIES



**REAL WORLD**


WILDLIFE PRODUCTS





## Gen2 Soybeans – 50lb. Bag

Many experienced land managers consider soybeans to be the best crop to grow in their plots. Soybeans can provide a high quality food source to the deer on your property for the majority of the year. Deer will start browsing on soybeans as soon as they germinate and continue feeding on them through the entire growing season. Once the soybean plants have matured, deer will feed off the soybean grain inside the pods.



## Giant Miscanthus

MAKE NO MISTAKE, REAL WORLD GIANT MISCANTHUS IS DIFFERENT THAN OTHER MISCANTHUS! It gets as tall as any other miscanthus but has more leaf for better screening. Dare to Compare! Miscanthus is a woody perennial grass native to Asia that typically grows to heights of 12' plus. It produces bamboo-like stalks which average 3/8" in diameter. It is a non-invasive grass that does NOT produce viable seeds. For best results plant 3-5 rows spaced 24" apart and 18-24" between each rhizome.



## Clover – Chicory

5lb. Jug (1/2 acre)

10lb. Bag (1 acre)

RWWP Clover and Chicory contains only the very best varieties. Chicory makes a great companion crop with clover and makes up 3% of the total blend. Chicory is packed with protein and is drought hardy. Clover produces tons of forage throughout the year and is a staple for the serious land manager looking to produce the most forage he can for his herd. This blend is also great for fire breaks, access lanes, logging roads, and slightly shaded small plots that can be maintained through mowing.



## Deadly Dozen

12.5lb. Bag (1/4 acre)

Real World Wildlife Products has combined two of the most popular fall-planted products into one and the results are ... DEADLY! For several years our customers have planted both Harvest Salad and Plot Topper in the same plot with excellent results. Deer flock to these plots from the time the plot germinates, through the entire hunting season and well into the following spring.



## Plot Topper

3lb. Jug (1/2 acre)

This unique blend which includes purple top turnips, oil-seed radish, tillage radish, rape, sugar beets, forage collards, crimson clover and impact forage collards after years of side by side testing. The result is a product that will have deer tearing at the foliage and bulbs as hard as any brassica mixture on the market. Plot Topper can be planted alone or planted in the same plot with Whitetail Oats, Harvest Salad, or broadcasted into standing corn or soybeans.



## Harvest Salad

25lb. Bag (1/2 acre)

Real Worlds "Whitetail Harvest Salad" has been a fan favorite for years because it is easy to grow and extremely attractive. This blend contains three cereal grains and Austrian Winter Peas. The variety of Austrian Winter Peas we use is extremely winter hardy. The deer will hammer the cereal grains when weather conditions have deer going to green food sources.



**UPLAND  
GAME BLEND**

## Upland Blend 25lb. Bag (1 acre)

For those land managers looking to attract more than just deer to their plots, Real World offers our "Upland Game Blend". This mix contains sunflowers, soybeans, sorghum and millet. It is a great product for attracting pheasants, quail, turkeys, rabbits, song birds and a wide variety of wildlife. It is also a great product for deer and can be used to create edges in other plots or diversify your plantings to provide a wider variety of food sources for the game on your property.



**WHITETAIL  
FORAGE OATS**

## Whitetail Forage Oats 50lb. Bag (1 acre)

Real Worlds Whitetail Forage Oats come in 50# bags, enough to plant one acre when top-dressed with another product such as Plot Topper. If planting a pure stand of Whitetail Forage Oats, use at least 50# per acre. game on your property.



**Switchgrass**

## Switchgrass 10lb. Bag (3-4 acre) 50lb. Bag

Real World variety switch grass is the same switch grass that we use in our Bedding-In-A-Bag. In our side by side tests this switch grass stood better than any other variety we tested including the popular Cave-In-Rock variety. Real World Switch Grass will get 7'-8' tall.



**REAL WORLD**

WILDLIFE PRODUCTS



## 100 day Round Up Corn 20lb. Bag (1 acre)

A great late season attractant. Corn is a staple in the food plotters too box. Available in 1 acre bags. Round-up ready for easy weed control.



## Nutri-Crave Corn 20lb. Bag (1 acre)

"Nutri-Crave" corn has higher levels of all major nutrients found in corn and also attracts hungry deer better than any other corn we have tested.

2020 test plots Nutri-Crave 109-day corn had 11.12% protein and







## Perfect 10

**10lb bag (1/4 acre)**

**20lb bag (1/2 acre)**

The Perfect 10™ is your ultimate food plot solution, combining 10 of the most preferred forages for white-tailed deer. This all-in-one blend was formulated specifically for use on Lee and Tiffany's personal hunting grounds, using 10 of their favorite seed varieties. Diversity and longevity are what makes this mix attractive to deer from the first day of the season to the last!



## Brassica Blend

**2lb bag (1/4 acre)**

**8lb bag (1 acre)**

Brassicas make the best fall kill plots! So, planting CRUSH® Seeds of Science™ Pro Brassica Blend for late season whitetail attraction is a no-brainer. We combined Lee and Tiffany's most trusted and preferred brassica varieties to create food plots that maximize tonnage and protein levels, while enduring extreme temperatures and drought tolerance. It's a real showstopper!



## Caveman Blend

**2lb bag (1/4 acre)**

CRUSH® SEEDS OF SCIENCE™ Caveman Blend™ is a killer food plot mix, so easy to grow, even a caveman can do it! Nothing is more frustrating than planting a food plot that never grows. This easy-start, quick-growing blend helps those of us, who despite our good efforts, struggle to establish a usable food plot. The easy, no-till formula, gives you a ready-to-hunt green food source in as little as 2-3 weeks, making it a great late summer/early fall plant.



## Pro Sugar Beets

**4lb bag (1/2 acre)**

Create a field of nature's candy and offer your deer amazing late season attraction with CRUSH® Seeds of Science™ Pro Sugar Beets. This killer blend is a result of years of research and extensive testing, resulting in a tempting mix that deer can't resist. Sugar beets, premium brassicas, and superior clover varieties make this easily established food plot a Lakosky favorite. The exceptionally high sugar content of these premium sugar beets maximizes attraction and palatability; making this an irresistible sweet treat for whitetails!



## Pro Clover

**2lb bag (1/4 acre)**

**8lb bag (1 acre)**

Grow incredible, lush recruitment plots that withstand heavy grazing pressure with CRUSH® Seeds of Science™ Clover Plus Alfalfa. This high protein, high forage mix contains the best perennial varieties preferred by white-tailed deer! After years of extensive testing and research, the Ani-Crush™ team developed what we call the perfect blend of premium clover and alfalfa. Different maturity times, means there will always be a preferred, ready-to-eat option for your deer herd.



## Clover Plus Alfalfa

**10lb bag (1 acre)**

Put the knowledge and expertise of the pros to work in your food plot with CRUSH® Seeds of Science™ Pro Clover. After years of testing and research, the Ani-Crush™ team was able to develop what we call the perfect blend of clover varieties. Diversity of this blend maximizes forage biomass and protein content, supporting herd health and antler growth; making it the perfect choice for kill plots. These long-lasting perennials survive up to 5 seasons; going the extra mile for all season attraction!



### Crush Soybean Blend 50lb bag (1 acre)

*Give deer the beans they crave! Plant Crush Pro Bean Blend in the spring for your next killer food plot. Beans are high in protein and offer crucial health and antler boosting nutrients. A blend of 5 different soybean varieties with maturities from 1.3 to 6.0.*



### Summer Crush 45lb bag (1 acre)

*Contains 8 seed varieties and provides a wide diversity of blend and varying maturity to attract more whitetails. Handles summer browse extremely well.*

*Plant in: Spring*



### Holy Clover 20lb bag (1 acre)

CRUSH® SEEDS OF SCIENCE™ Caveman Blend™ is a killer food plot mix, so easy to grow, even a caveman can do it! Nothing is more frustrating than planting a food plot that never grows. This easy-start, quick-growing blend helps those of us, who despite our good efforts, struggle to establish a usable food plot. The easy, no-till formula, gives you a ready-to-hunt green food source in as little as 2-3 weeks, making it a great late summer/early fall plant.




### Fixin' Clover 5lb bag (1/2 acre) 10lb bag (1 acre)

Ever wish you could plant a food plot in the spring that could enhance your soil and fix nitrogen levels for your fall-planted plot? With four different annual clovers, CRUSH® Seeds of Science™ Fixin' Clover™ is quick to germ and helps to reduce weed competition during the spring and summer, while building a valuable source of green fertilizer by way of roots that fixate nitrogen. Speed of germination, maximized forage biomass and nitrogen fixation, support soil health, and antler growth; making it the perfect choice for serious food plotters.



### Amazin Grains 25lb bag (1/2 acre) 50lb bag (1 acre)

Grow an incredibly lush, huntable green field in as little as three weeks with CRUSH® Seeds of Science™ Amazin' Grains™ Food Plot Mix from Ani-Logics Outdoors®. This premium combination of forage winter wheat, forage oats, winter triticale, and winter peas gives deer ample forage to keep them coming back for more. This all-in-one forage blend was formulated to withstand heavy grazing pressure and was designed specifically for use on Lee and Tiffany's personal hunting grounds, using four of their favorite annual seed varieties. Amazingly, this blend can be hunted over within three weeks of planting! Fast germination, incredible attraction, and exceptional grazing tolerance make this mix an irresistible, instant green source for your deer herd!




## Covert Plot Screen

### 14lb bag (1 acre)

"COVERT" is a specific blend of annual grains and grasses designed to create 9'-12' tall screen with the "back-bone" to stand thru extreme weather conditions completely covering up any desired plot from roads, neighbors, other plots etc. Also used to create pinch points or travel corridors to put whitetails right where you want them!

Plant late summer or early fall



## Whitetail Oats

### 48lb bag (1 acre)

"BUCKSTOP" oats is a very hardy forage oat with a good lodging score that has excellent emergence and is super attractive to whitetails in it's infant stage.

This variety is also our go-to variety when nursing in a new stand of clover, alfalfa, etc. that needs that quick and vital protection and weed suppression as it's being established.

When planted as a stand alone product in the fall, Buckstop oats is sure to stop them in their tracks every time!

( For best results 48lb per acre when blended or 96lb stand alone)



## Round-up Corn

### 10lb bag (1 acre)




## Austrian Winter Peas

### 50lb bag (1 acre)



## Buckwheat

### 50lb bag (1 acre)



## Japanese Millet

### 35lb bag (1 acre)



## Peredovik Sunflowers

### 50lb bag (1 acre)



## Winter Wheat


### 50lb bag (1 acre)

# CAL TURF PRO LIME

A high-calcium based pellet lime that's super easy to spread. This fast acting lime will immediately go to work adjusting your soils pH. We recommend applying this at 250lbs (5bags) per acre. We use this on all our personal and client's plots!

Cal-Turf Pro™ Mag-Turf Pro™ are more effective than limestone in raising soil pH. They begin to neutralize soil acidity immediately, resulting in soil pH increases that can be measured in weeks rather than months. Cal-Turf Pro™ and Mag-Turf Pro™ allow lawn applicators to use 75% less product; saving your time, labor, transportation and storage. Cal-Turf Pro™ and Mag-Turf Pro™ are formulated to contain a chelating agent and limestone within every pellet.

**50lb. Bag- 1/5acre**

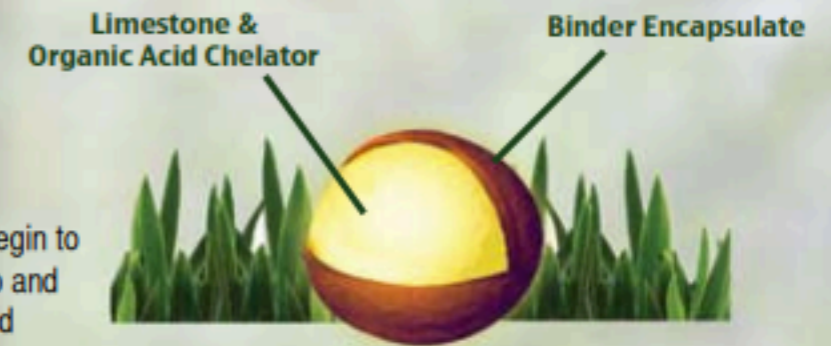


# CAL-TURF Pro & MAG-TURF Pro

## Professional High Efficiency Limestone

### Why Cal-Turf Pro and Mag-Turf Pro?

Our line of professional limestone products are more effective than limestone in raising soil pH. Cal-Turf Pro and Mag-Turf Pro begin to neutralize soil acidity immediately, resulting in soil pH increases that can be measured in weeks rather than months. Cal-Turf Pro and Mag-Turf Pro allow lawn applicators to use 75% less product; saving you time, labor, transportation and storage. Cal-Turf Pro and Mag-Turf Pro are formulated to contain a chelating agent and limestone within every pellet.



### How are Cal-Turf Pro and Mag-Turf Pro different from other limestone products?

Cal-Turf Pro and Mag-Turf Pro are high purity limestones specially formulated with an organic acid (Polyhydroxycarboxylic Acid). Organic acids are powerful chelating agents that bind to plant nutrients such as Calcium, Magnesium and Iron to increase solubility and availability. Increasing solubility improves the translocation of nutrients into plants thus increasing:

- Root Development
- Vigor and Plant Growth
- Drought and Stress Tolerance

### Why Cal-Turf Pro and Mag-Turf Pro are superior to similar products?

Our new Encapsulate Pellet Technology™ EPT synthesizes a high purity limestone with an organic acid chelating agent before the pelletizing process. This assures every pellet contains a uniform blend of chelating agent and limestone. Other competing products do not combine limestone and a chelating agent within every pellet but instead add the chelating agent to an unproductive clay filler or carrier. The carrier is then mixed with limestone pellets which leads to segregation and delayed reaction time for the chelating process. The advantages of EPT over competing products are:

- Faster acting immediate results
- Eliminates all limestone and organic acid reaction time delays
- No segregation of the chelating agent occurs inside the bag
- A more effective and potent product as no unproductive carriers are required
- Uniform application and distribution of the chelating agent

#### CAL-TURF PRO

Minimum Guaranteed Screen Analysis	
Screen Size	% Passing*
8 Mesh	100%
10 Mesh	100%
20 Mesh	100%
40 Mesh	95%
50 Mesh	85%
60 Mesh	75%
100 Mesh	65%

\*Analysis before pelletizing

Minimum Guaranteed Chemical Analysis (dry)	
Prilled from calcitic limestone	
Calcium (Ca)	33%
Magnesium (Mg)	4%
Calcium Oxide (CaO)	46%
Magnesium Oxide (MgO)	7%
Calcium Carbonate (CaCO <sub>3</sub> )	82%
Magnesium Carbonate (MgCO <sub>3</sub> )	15%
Maximum Moisture Content	1.0%
Calcium Carbonate Equivalent - CCE	100%
Effective Neutralizing Power - ENP Lbs. per ton.	1,760
Effective Neutralizing Value - ENV	83%
Total Neutralizing Power - TNP	100%
Relative Neutralizing Value - RNV	97%
Effective Calcium Carbonate Equivalent - ECCE	87%
Fineness Factor	87.5%
Polyhydroxycarboxylic Acid	2.0%
Lignosulfonates (binding agent)	2.0%
Index Zone	3 (80-89)

Application Rates			
Lawn Size	Approx. Sq. Ft.	Approximate Acreage	Bags Needed
100' x 100'	10,000 Sq. Ft.	1/4 Acre	1 Bag
100' x 150'	15,000 Sq. Ft.	1/3 Acre	1.5 Bags
100' x 200'	20,000 Sq. Ft.	1/2 Acre	2 Bags
200' x 200'	40,000 Sq. Ft.	1 Acre	4 Bags

Typical Lawns ..... 5 Lbs. per 1,000 Sq. Ft.  
 pH Less than 6 ..... 12 Lbs. per 1,000 Sq. Ft.  
 Apply every spring and fall to maintain proper pH

Spreader Settings	
Brand	Setting
CYCLONE	5 - 6
LESCO	J - K
LESCO Step Gauge	22 - 24
LELY	9 - 10
LELY	8 - 9
VICON	26 - 27
AGWAY	6 - 7
EARTHWAY	15 - 16
SCOTTS	7 - 8
SCOTTS (Drop)	5 - 6

**Approximate Spreader Settings for 5 Lbs./1,000 Sq. Ft.**  
 Note: These spreader settings are approximate. Condition of spreader, speed of operation and contour of terrain may cause settings to vary. Always calibrate your spreader before use.

#### MAG-TURF PRO

Minimum Guaranteed Screen Analysis	
Screen Size	% Passing*
8 Mesh	100%
10 Mesh	100%
20 Mesh	100%
40 Mesh	95%
50 Mesh	88%
60 Mesh	82%
100 Mesh	76%

\*Analysis before pelletizing

Minimum Guaranteed Chemical Analysis (dry)	
Prilled from dolomitic limestone	
Calcium (Ca)	27%
Magnesium (Mg)	8.5%
Calcium Oxide (CaO)	38%
Magnesium Oxide (MgO)	14%
Calcium Carbonate (CaCO <sub>3</sub> )	68%
Magnesium Carbonate (MgCO <sub>3</sub> )	30%
Maximum Moisture Content	1.0%
Calcium Carbonate Equivalent - CCE	104%
Effective Neutralizing Power - ENP Lbs. per ton.	1,906
Effective Neutralizing Value - ENV	91%
Total Neutralizing Power - TNP	104%
Relative Neutralizing Value - RNV	101%
Effective Calcium Carbonate Equivalent - ECCE	94%
Fineness Factor	91%
Polyhydroxycarboxylic Acid	2.0%
Lignosulfonates (binding agent)	2.0%
Index Zone	2 (90-99)

# Herbicides



## **Glyphosate** **2.5 Gallons**

Glyphosate is a safe and effective non-selective herbicide which can be applied during the spring or summer to gain control over weeds and undesired growth. It is also a safe herbicide to use on glyphosate-resistant crops such as certain corn and soybeans.



## **Cleanse 2EC (Clethodim)** **2.5 Gallons**

Grass Selective herbicide - good for cleaning grass out of clover/perennial plots  
Plant late summer or early fall



## **Amine 2,4D** **2.5 Gallons**

Broadleaf selective herbicide. Good for use to maintain warm season grasses and miscanthus plantings.  
Plant late summer or early fall



## **IMOX**

An excellent BROADLEAF AND GRASS SELECTIVE herbicide used to clean out perennial and clover plots with one spraying. Saves time and money!



## **Butyrac 200 2,4DB** **2.5 Gallons**

Broadleaf selective herbicide that is safe for maintaining clover and alfalfa plots

**Spraying services  
available**

# FERTILIZERS







## **Plot Boost**

**1 QT (1acre)**

**1 gallon (4 acres)**

PlotBoost is a spray applied to actively growing plants to promote better growth and fertilizer uptake, greater resistance to drought, disease and insects, and increased nutrient capacity leading to healthier and bigger deer. The 1-gallon bottle will cover up to four (4) acres and can be applied with hand-pump, backpack, ATV/UTV, or tractor sprayers.



## **Plot Start - Liquid Calcium**

**2.5 Gal (1acre)**

PlotStart is a spray that provides instantly available calcium to the soil and plants. Historically, lime has been the source of calcium. However, with traditional lime taking months to activate and liquid lime only lasting a single season, PlotStart begins working the moment it touches the ground and provides available calcium for years to come. The 2.5 gallon of PlotStart will cover up to one (1) acre. PlotStart can be applied at or before planting to both tilled and untilled ground. It also can be applied to perennial plots, trees, and shrubs to give the soil and plants a needed boost.



## **Plot Start - Liquid Calcium**

**55 Gal Drum (22 acres)**





**6-24-24**

**50lb. Bag**

A low nitrogen blend that is perfect for legume crops. Use this on clover/chicory plots, soybeans and other legume containing blends.



**19-19-19**

**50lb. Bag**

A well rounded fertilizer mix, which works best on brassica, corn and most other food plot blends requiring more nitrogen.



**46-0-0**

**50lb. Bag**

Urea is a great way to give your brassica, corn and other nitrogen loving crops a boost for added growth and tonnage.



**0-0-60**

**50lb. Bag**



**Larger Quantities and spreading available!**

**Due to the volatility in the market, please call for most current pricing.**



# TOOLS



## Bag Spreader

Over-the-shoulder bag spreader for seed and fertilizer



## Extreme Blower Spreader

Attaches to any blower. Makes overseeing and spreading seed easy.



## Chapin 4 Gal. Backpack Sprayer

Spray liquid fertilizer and herbicides with ease. Manual hand pump sprayer

# Fission



# Cycles

## FM 750x E-Bike

THE 750X IS THE WORKHORSE OF ELECTRIC BIKES. CRAFTED FROM A DURABLE CORROSION-RESISTANT 6061 ALUMINUM ALLOY FRAME, THE 750X IS LIGHTWEIGHT AND DURABLE. OUR BIKES FEATURE A SEAMLESS PEDAL ASSIST AND THROTTLE SYSTEM, GIVING YOU THE BEST OF BOTH WORLDS. GO FURTHER WITH CONFIDENCE! THE 750X IS POWERED BY AN LG 20 AH LITHIUM-ION BATTERY THAT CAN GO THE DISTANCE.

### MOTOR & ELECTRICAL

- MOTOR: TRUCKRUN 48V/ 750W (PEAK OUTPUT OF 1200W)
- BATTERY: LG 48V/ 20 AH
- DISPLAY: BLUETOOTH CONNECTIVE DISPLAY W/ BIKEWISE PRO APP

### COMPONENTS

- FRAME: 6061 ALUMINUM
- FORK: GT HYDRAULIC FRONT SUSPENSION
- DRIVE TRAIN: SHIMANO 8 SPEED
- SENSOR: CADENCE SENSING
- BRAKES: HYDRAULIC DISC BRAKE
- TIRES: KENDA ANTIPUNCTURE
- CRANKSET: 44T PROWHEEL

### PERFORMANCE

- CLASSIFICATION: CLASS II & III EBIKE
- TOP SPEED: 28 MPH
- PEDAL ASSIST: 5 LEVELS
- THROTTLE: THUMB THROTTLE
- AVERAGE RANGE: 45 MILES
- WEIGHT: 78 LBS



# TRAIL CAMERAS





# SPARTAN CAMERA



## **AT&T Spartan Go Cam 4G/LTE**

Spartan GoCam (Connected by AT&T) is a leading brand for sustainability and functionality. This model features rapid image/video transmission and an IR/Blackout flash which is designed to reach an extensive range of 80 feet. Spartan knows that product durability is important to a true outdoorsman, so we have integrated features like a well-built latch design, along with robust water-intrusion prevention, giving our Spartan cameras an impressive ability to stand up to the outdoor elements. The dependable PIR motion detector along with a high-speed trigger time will reshape the way you see trail cams. Multi-use Spartan GoCams introduce the latest technology for hunting, scouting, and more. Spartan GoCam uses the Spartan mobile app and web portal for convenient image and video viewing as well as full remote camera management allowing Spartan users to efficiently communicate with their cameras regardless of camera location!

The Spartan GoCam (Connected by AT&T) 4G/LTE makes use of the nation's fastest wireless network to provide the widest signal coverage possible. In addition to the expansive coverage areas provided by the AT&T network, Spartan Camera offers bundled data plans directly on our website so you can manage your data service and camera all in the same place!

## **Verizon Spartan Go Cam 4G/LTE**

The Spartan GoCam (Connected by Verizon) 4G/LTE makes use of the nation's largest wireless network to provide the widest signal coverage possible. In addition to the expansive coverage areas provided by the Verizon network, Spartan Camera offers bundled data plans directly on our website so you can manage your data service and camera all in the same place!



## **Spartan Go Cam Security Box**

The Spartan GoCam (Connected by Verizon) 4G/LTE makes use of the nation's largest wireless network to provide the widest signal coverage possible. In addition to the expansive coverage areas provided by the Verizon network, Spartan Camera offers bundled data plans directly on our website so you can manage your data service and camera all in the same place!



### CuddeLink Black Long Range IR 4pk

The J-Series, Long Range camera offers excellent image quality (up to 20 MP) in a compact size with an IR flash range of up to 100 feet and a 1/4 second trigger speed, plus is compatible with the CuddeLink network. Operates on four D-cell batteries.

### CuddeLink Starter Kit AA&T or Verizon

AT&T Cell Starter Kit is the easy, low cost way to get started with cellular trail cameras. This 3 camera kit includes 3 cellular connected trail cameras that share 1 cell plan. Two CuddeLink J-Series cameras send their images to CuddeLink PowerHouse IR Cell. PowerHouse IR Cell uses AT&T LTE service to email or text the images to your smartphone, tablet or computer. CuddeLink Cell allows you to have up to 16 cameras on Generation 1 firmware and 24 cameras on Generation 2 firmware on the network sharing 1 cell plan, saving you hundreds of dollars per year. And the best part, all CuddeLink products are compatible so you can add cameras to grow your network.

### CuddeLink Power House IR

The G-Series, Power House offers high-end features with an exchangeable flash option module to change from Black to IR (not included). It features a 100 foot flash range with Super Capacitor, increased flash range illumination. Other features include offers 1/4 second trigger speed and a variable resolution of up to 20 MP.

### CuddeLink Home Plus

CuddeLink Home Plus is a low cost means to collect CuddeLink images.

### CuddeLink Power House Cell Camera AT&T or Verizon

CuddeLink Cell Mode 1 PowerHouse Cell exceeds the performance of other cellular trail cameras- LTE service, 1/4 second trigger speed, 20MP images, trigger speed 1/4 second and LED's 56 850nm. PowerHouse Cell camera operation requires an active Cuddeback Cell Data Plan. Each cell camera needs their own data plan to operate.

### CuddeLink Black Flash Camera

The Cuddeback CuddeLink Black Flash trail camera features camera-to-camera network built in with no additional equipment to buy. This camera is designed with an industry leading 1/4 second trigger speed and a fast recovery speed to take the next picture within 1 second of taking the first. The 20MP images consist of daylight color and black/white night images.

### CuddeLink Long Range IR Camera

The Cuddeback CuddeLink Long Range IR trail camera features camera-to-camera network built in with no additional equipment to buy. This camera is designed with an industry leading 1/4 second trigger speed and a fast recovery speed to take the next picture within 1 second of taking the first. The 20MP images consist of daylight color and black/white night images.

### CuddeLink Black Flash Camera 4pk

The J-Series, Long Range camera offers excellent image quality (up to 20 MP) in a compact size with an Black Flash range of up to 50 feet and a 1/4 second trigger speed, plus is compatible with the CuddeLink network. Operates on four D-cell batteries.





# CUDDEBACK ACCESSORIES



## Cuddeback Solar Bank

Solar Power Bank helps to extend battery life on your G, J and K CuddeLink cameras. Best performance when panel gets direct sunlight for most of the day. Recommended use on food plot and field edges. Built in 7.2 volt NiMH battery will power CuddeLink G, J and K series cameras. Has 2 output ports - 1 with battery output to power a camera, 2nd port is direct from solar panel to charge Dual Power Bank. Solar Power Bank has everything need to get your CuddeLink camera running on Solar power. Kit includes Solar Power Bank, built in NiMh battery, cables, Genius Mount and strap. Use with batteries in the camera to

## Cuddeback Power Bank

CuddePower Battery Booster extends battery life on your Cuddeback cameras. Compatible with Cuddeback cameras E series, C series, J series, K series and G series. CuddePower enables camera to have longer battery life. CuddePower can operate camera with or without batteries installed in the camera. Requires 6 x D batteries (sold separately). Includes CuddePower Battery Box, Two 24" power cords and Genius Standard Mount 3372/ Mounting Strap 9003.extend CuddeLink camera runtime. Batteries inside camera serve as backup power in the event the Solar Power Bank batteries fail due to insufficient sunlight.



## CuddeLink G & J Series Bear Safe

This metal safe securely protects your Cuddeback J Series Trail Camera from animals, vandals, and thieves; plus additional protection from the elements. Welded and hinged metal for ultimate protection. Padlock (not included) is hidden behind a patented flange that prevents cutting with a bolt cutter. Can be screwed or strapped to a tree (screws included, strap not included). Compatible with 3/8" cable locks (cable not included).



## CuddeLink Genius Post Mount

No tree. No problem. Food plot and fields, logged over areas and even in the thick forest, it seems trees are never where you need them. Genius Post Mount lets you mount any trail camera anywhere you need - no tree required: Works with most trail cameras, Cuddeback cameras slide on and off, Other trail cameras with a tripod socket use the included universal adapter, Construction is all metal, Height adjusts from 25 to 32 inches, Genius is easy deployment and easy checking. Simply push the Genius Post Mount into the ground and slide your camera onto the bracket. Post Mount height can be adjusted from 25 to 32



## CuddeLink Genius Mount

No tree. No problem. Food plot and fields, logged over areas and even in the thick forest, it seems trees are never where you need them. Genius Post Mount lets you mount any trail camera anywhere you need - no tree required: Works with most trail cameras, Cuddeback cameras slide on and off, Other trail cameras with a tripod socket use the included universal adapter, Construction is all metal, Height adjusts from 25 to 32 inches, Genius is easy deployment and easy checking. Simply push the Genius Post Mount into the ground and slide your camera onto the bracket. Post Mount height can be adjusted from 25 to 32

# FFP SERVICES



## Turn-key Shadow Hunter Blind Installation and Setup

Complete turn-key installation and setup of your new Shadow Hunter Blind on site. All you have to do is sit back and enjoy. Blinds can be installed from ground level to 16ft in the air!



## Forestry Mulching

Clearing out overgrown vegetation has never been easier and quicker! We can easily create habitat openings, clearings for new food plots, trail systems and shooting lanes throughout your property.



## Conventional Food Plot Planting

Some prefer conventional planting over no-till. Not a problem. This technique often proves more effective in secluded and unusually shaped food plots.



## No-Till Food Plot Planting

With our state of heart planting equipment we can quickly plant food plot blends without tilling the soil, conserving soil structure and retaining moisture. This ensures uniform seed depth and optimal germination.



### **Land Clearing / Food Plot Establishment**

Have an area that you would like to establish as a food plot or habitat clearing? We can make quick work and open up over grown areas or open up forested areas.



### **Bulk Lime Spreading**

Some projects require more than bags of pelletized lime. This is where bulk loads of Ag Lime come in. Delivered on site and spread by us.



### **Miscanthus Planting**

Have road frontage you want screened from prying eyes? Or do you want to provide screened access to stands or blinds? Perhaps you want to create a natural funnel to put deer in front of you? Giant miscanthus is the product you need!



### **Herbicide Spraying**

We have both a 20ft boom sprayer as well as a small UTV sprayer to help clear plots of existing vegetation and control unwanted weed pressure.



### **Brushhogging**

We can mow overgrown fields, clean up paths or clear out new areas for food plots.



### **Fertilizer Spreading**

A key to a successful crop is proper nutrition. Fertilizing to soil test recommendations ensures thick and lush plots.



### **Total Farm Management**

Do you want to have a turn key hunting property, complete with food plots, mineral sites, stand locations to hunt and trail camera pictures of your herd? Our total farm management option is perfect for the out-of-area land owner or one who does not have the time or equipment to undertake such a project on their own.

Contact us for more information



### **Property Layout and Planning**

Having years of hunting and property management experience, we can design and layout your hunting property.



### **Soil Testing**

It is recommended by all in the industry that the very first step to a successful food plot is having the soils tested. From these tests we can learn about soil pH, organic matter, and micronutrient levels. This information is key when considering what to plant and how much lime and fertilizer will be required.



### **Treestand/Blind Placement**

There's a lot of options where you can hang a tree stand. We use topography, food sources and movement patterns to determine the best places for stands and hang them for you.



### **Trail Camera Management**

Not sure where the best spots are to learn buck movement? Let us setup and manage a Cuddelink or trail camera network on your property. Never miss a thing again!

# THANKS FOR CHECKING US OUT!



4436 State Route 247  
Forest City, PA 18421  
[fastfoodplots@gmail.com](mailto:fastfoodplots@gmail.com)  
(570) 351-2819

